



STEEL SHADE SHELTER

Our shade shelter structures are designed to integrate with our buildings, but can also be used as a standalone structure.

INTEGRATED DESIGN ADVANTAGES

- Matching roof pitch and roof texture
- Matching colors available
- Comprehensive contract solution for agencies requiring bids
- Comes as a complete kit or fully installed
- Electrical options include, lighting, outlets, and ceiling fans

OTHER BENEFITS

- Full steel construction
- Tube vs I-beam design for aesthetic purposes
- Quick assembly with single bolt connections in most locations
- Vandal proof design requires roof be removed to disassemble
- Designed to scale with environmental requirements (snow and wind)
- No field welding required



Custom option shown

CXT Incorporated
Spokane Industrial Park, Building 7
3808 N. Sullivan Road
Spokane, WA 99216
800.696.5766

www.cxtinc.com

An **LB Foster**
Company

Cortez

- Width 19'-0"
- Height (rooftop) 9'-10"
- Roof Pitch 2.5:12
- Available lengths:
 - » 8' » 24'
 - » 12' » 28'
 - » 16' » 32'
 - » 20' » 36'



Ozark

- Width 11'-11"
- Height (rooftop) 10'-2"
- Roof Pitch 3:12
- Available lengths:
 - » 8' » 24'
 - » 12' » 28'
 - » 16' » 32'
 - » 20' » 36'



Denali

- Width 19'-8"
- Height (rooftop) 13'-0"
- Roof Pitch 7:12
- Available lengths:
 - » 8' » 24'
 - » 12' » 28'
 - » 16' » 32'
 - » 20' » 36'




Santiago


- Width 29'-0"
- Height (rooftop) 12'-0"
- Roof Pitch 3:12
- Available lengths:
 - » 8' » 24'
 - » 12' » 28'
 - » 16' » 32'
 - » 20' » 36'




COLORS



Snowdrift White




Linen White




Sandstone



Khaki



Weathered Copper



Dark Bronze



Old Town Grey



Classic Green




Patriot Red



Terra Cotta



Colonial Red



Metallic Silver

DISCLAIMER: The color samples shown are approximations only. Colors will vary from this color chart due to printing variances.